

2023 ATOKA COUNTY ASSESSOR'S OFFICE REPORT TO THE EXCISE BOARD

07/26/2023

City/Village								
DISTRICT	DESCRIPTION	PERSONAL PROPERTY	REAL PROPERTY	PUBLIC SERVICE	TOTAL VALUATION	HOMESTEAD EXEMPTIONS	OTHER EXEMPTIONS	NET VALUATION
T01	Atoka City	1,853,347	12,199,422	2,250,847	16,303,616	474,097	109,832	15,719,687
T02	Caney City	7,737	366,468	159,302	533,507	27,780	10,391	495,336
T03	Stringtown City	685,586	434,899	983,419	2,103,904	36,722	11,721	2,055,461
T04	Tushka City	27,194	607,781	91,323	726,298	31,310	24,866	670,122
T05	WardVi City	4,638	142,949	39,833	187,420	13,000	6,116	168,304
CITY/VILLAGE TOTAL VALUATION		2,578,502	13,751,519	3,524,724	19,854,745	582,909	162,926	19,108,910

County								
DISTRICT	DESCRIPTION	PERSONAL PROPERTY	REAL PROPERTY	PUBLIC SERVICE	TOTAL VALUATION	HOMESTEAD EXEMPTIONS	OTHER EXEMPTIONS	NET VALUATION
C001	Atoka County	14,629,604	74,120,883	39,219,322	127,969,809	3,315,372	1,324,833	123,329,604
COUNTY TOTAL VALUATION		14,629,604	74,120,883	39,219,322	127,969,809	3,315,372	1,324,833	123,329,604

School								
DISTRICT	DESCRIPTION	PERSONAL PROPERTY	REAL PROPERTY	PUBLIC SERVICE	TOTAL VALUATION	HOMESTEAD EXEMPTIONS	OTHER EXEMPTIONS	NET VALUATION
D-21 Har	Harmony	635,013	8,206,239	1,249,109	10,090,361	432,867	118,060	9,539,434
D-22 Lan	Lane	523,649	9,835,378	4,177,233	14,536,260	561,089	286,784	13,688,387
I-15 Ato	Atoka	3,856,260	25,732,968	11,031,155	40,620,383	882,995	335,040	39,402,348
I-19 Tus	Tushka	1,316,402	8,584,183	7,781,304	17,681,889	403,379	186,665	17,091,845
I-26 Can	Caney	418,549	8,822,481	5,578,419	14,819,449	444,030	126,692	14,248,727
I-7 Stri	Stringtown	1,944,036	5,444,276	2,284,228	9,672,540	263,673	102,518	9,306,349
J-10 Cla	Clayton	10,137	354,770	28,317	393,224	23,000	11,773	358,451
J-14 Kio	Kiowa	1,910,798	2,311,515	6,435,737	10,658,050	88,524	86,635	10,482,891
J-2 Rock	RockCreek	0	21,006	0	21,006	0	0	21,006
J-35 Col	Coleman	3,248,801	1,691,874	160,424	5,101,099	71,000	13,839	5,016,260
J-37 Wap	Wapanucka	56,893	1,529,304	199,310	1,785,507	85,815	29,198	1,670,494
J-5 Cadd	Caddo	38,063	915,782	124,247	1,078,092	36,000	19,956	1,022,136
J-63 Pit	Pittsburg	153,854	21,377	3,372	178,603	1,000	0	177,603
Jl-1 Coa	Coalgate	517,149	649,730	166,467	1,333,346	22,000	7,673	1,303,673

2023 ATOKA COUNTY ASSESSOR'S OFFICE REPORT TO THE EXCISE BOARD

07/26/2023

SCHOOL TOTAL VALUATION	14,629,604	74,120,883	39,219,322	127,969,809	3,315,372	1,324,833	123,329,604
------------------------	------------	------------	------------	-------------	-----------	-----------	-------------

TIF-District								
DISTRICT	DESCRIPTION	PERSONAL PROPERTY	REAL PROPERTY	PUBLIC SERVICE	TOTAL VALUATION	HOMESTEAD EXEMPTIONS	OTHER EXEMPTIONS	NET VALUATION
T-201	201 DOWNTOWN TIF	8,031	630,643	0	638,674	-1,000	0	639,674
TIF-DISTRICT TOTAL VALUATION		8,031	630,643	0	638,674	-1,000	0	639,674

Vo-Tech								
DISTRICT	DESCRIPTION	PERSONAL PROPERTY	REAL PROPERTY	PUBLIC SERVICE	TOTAL VALUATION	HOMESTEAD EXEMPTIONS	OTHER EXEMPTIONS	NET VALUATION
V7	Kiamich Vo Tech	14,629,604	74,120,883	39,219,322	127,969,809	3,315,372	1,324,833	123,329,604
VO-TECH TOTAL VALUATION		14,629,604	74,120,883	39,219,322	127,969,809	3,315,372	1,324,833	123,329,604

I, Joe McClour, Assessor of Atoka County Oklahoma, do hereby certify that the foregoing is a true and correct statement of valuations for Real Estate, Personal Property, Public Service and Homestead Exemptions as certified by the State Board of Equalization and shown by the records in the County Assessor's office. Subscribed by my name and affixed the seal of the County Assessors office on this day of 07/26/2023.

State of Oklahoma)
) SS
 Atoka County)

Joe McClour 7/26/23
 Date

Joe McClour
 County Assessor
 Atoka County



I, Christie Henry, County Clerk of Atoka County Oklahoma, do hereby certify that the above is a true, correct and complete list of the valuations of Atoka County Oklahoma as certified by the Atoka County Assessor's office.

Christie Henry
 Date

Christie Henry
 County Clerk
 Atoka County


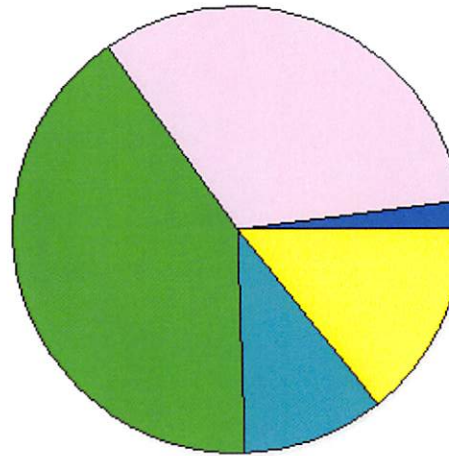


Excise Board:

Wesley Moore BB Smith [Signature]

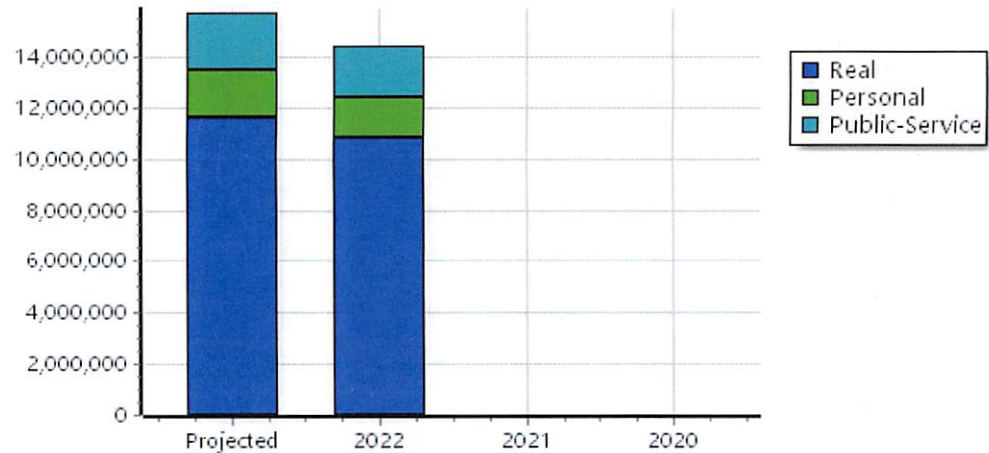
7-31-23
 Date

Real	Count	Value
Agricultural	44	347,322
Commercial	164	5,339,836
Residential	1,356	6,512,264
Total Real Value	1,564	12,199,422
Homestead	385	474,097
Veteran	12	109,832
Other	0	0
Total Exempt	496	583,929



TIF Increment Value	
Net Assessed	11,615,493
Net Assessed Under Protest	
Senior Freeze	121 543,379
Capped Parcels	1,253 7,070,445

Personal	Count	Value
Agricultural	55	121,954
Commercial	188	1,726,980
Mobile Home	3	4,413
Total Personal	246	1,853,347
Total Exempt	0	0




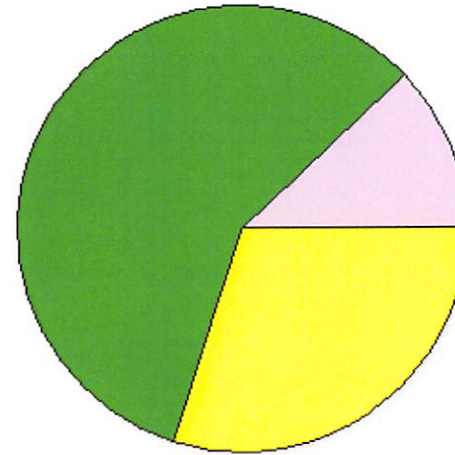
TIF Increment Value	
Net Assessed	1,853,347
Net Assessed Under Protest	

Public Service	Count	Value
Total PS Value	21	2,250,847
TIF Increment Value		
Net Assessed		2,250,847

District Totals	
Total Gross Value	16,303,616
Homestead Loss	474,097
Other Exemption Loss	109,832
TIF Increment Value	
Retained TIF Value	
Net Assessed Value	15,719,687
Net Assessed Under Protest	

* Public Service Protests Values are not included on this report.

Real	Count	Value
Agricultural	1	819
Commercial	8	61,187
Residential	89	304,462
Total Real Value	98	366,468
Homestead	24	27,780
Veteran	3	10,391
Other	0	0
Total Exempt	32	38,171



TIF Increment Value

Net Assessed 328,297

Net Assessed Under Protest

Senior Freeze	6	39,865
Capped Parcels	69	164,002

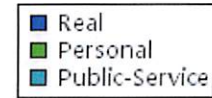
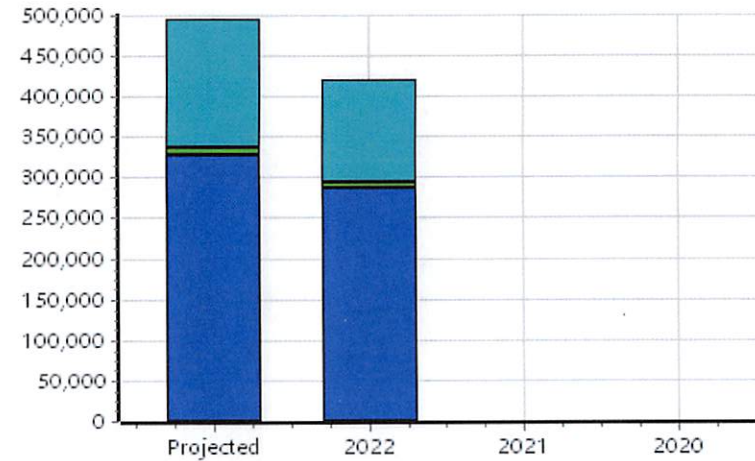
Personal	Count	Value
Agricultural	3	616
Commercial	7	3,826
Mobile Home	2	3,295
Total Personal	12	7,737
Total Exempt	0	0

TIF Increment Value

Net Assessed 7,737

Net Assessed Under Protest

Public Service	Count	Value
Total PS Value	9	159,302
TIF Increment Value		
Net Assessed		159,302



District Totals	
Total Gross Value	533,507
Homestead Loss	27,780
Other Exemption Loss	10,391
TIF Increment Value	
Retained TIF Value	
Net Assessed Value	495,336
Net Assessed Under Protest	

* Public Service Protests Values are not included on this report.

Real	Count	Value
Agricultural	6	50,826
Commercial	8	49,874
Residential	182	334,199
Total Real Value	196	434,899
Homestead	32	36,722
Veteran	2	11,721
Other	0	0
Total Exempt	40	48,443

TIF Increment Value

Net Assessed 386,456

Net Assessed Under Protest

Senior Freeze	6	14,545
Capped Parcels	166	1,081,581

Personal	Count	Value
Agricultural	5	29,900
Commercial	8	642,814
Mobile Home	3	12,872
Total Personal	16	685,586
Total Exempt	0	0

TIF Increment Value

Net Assessed 685,586

Net Assessed Under Protest

Public Service	Count	Value
Total PS Value	17	983,419

TIF Increment Value

Net Assessed 983,419

District Totals

Total Gross Value	2,103,904
Homestead Loss	36,722
Other Exemption Loss	11,721

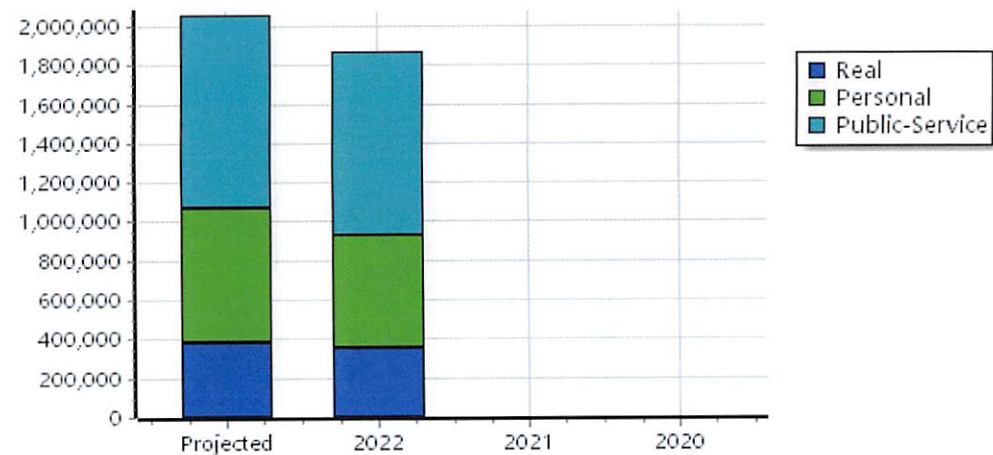
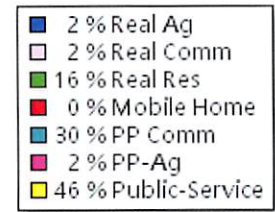
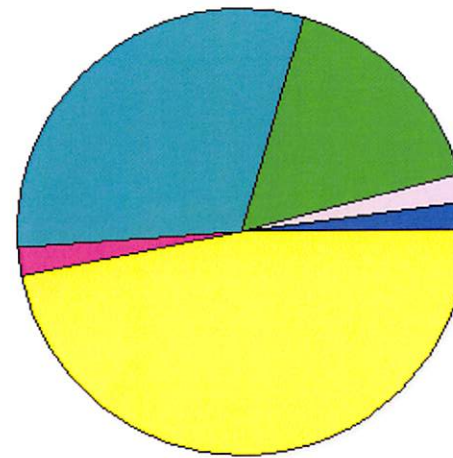
TIF Increment Value

Retained TIF Value


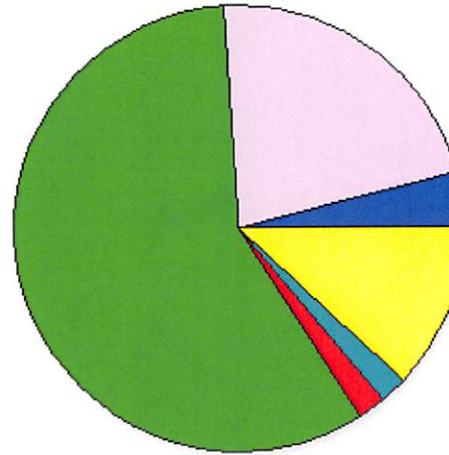
Net Assessed Value 2,055,461

Net Assessed Under Protest

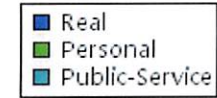
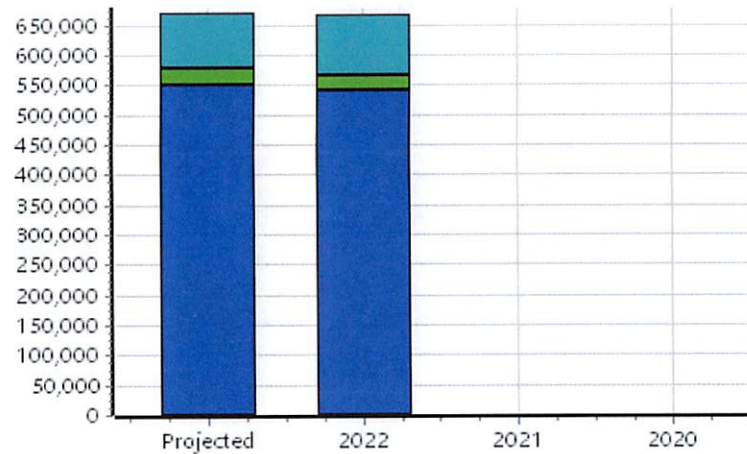
* Public Service Protests Values are not included on this report.



Real	Count	Value
Agricultural	1	22,583
Commercial	11	161,835
Residential	111	423,363
Total Real Value	123	607,781
Homestead	26	31,310
Veteran	3	24,866
Other	0	0
Total Exempt	36	56,176
TIF Increment Value		
Net Assessed		551,605
Net Assessed Under Protest		
Senior Freeze	8	28,980
Capped Parcels	104	626,361



Personal	Count	Value
Agricultural	3	3,693
Commercial	8	7,956
Mobile Home	4	15,545
Total Personal	15	27,194
Total Exempt	0	0
TIF Increment Value		
Net Assessed		27,194
Net Assessed Under Protest		
Public Service		
Total PS Value	6	91,323
TIF Increment Value		
Net Assessed		91,323



District Totals	
Total Gross Value	726,298
Homestead Loss	31,310
Other Exemption Loss	24,866
TIF Increment Value	
Retained TIF Value	
Net Assessed Value	670,122
Net Assessed Under Protest	

* Public Service Protests Values are not included on this report.

Real	Count	Value
Agricultural	2	1,215
Commercial	2	1,495
Residential	64	140,239
Total Real Value	68	142,949
Homestead	12	13,000
Veteran	1	6,116
Other	0	0
Total Exempt	14	19,116

TIF Increment Value

Net Assessed 123,833

Net Assessed Under Protest

Senior Freeze	2	7,630
Capped Parcels	58	48,703

Personal	Count	Value
Agricultural	2	3,157
Commercial	0	0
Mobile Home	1	1,481
Total Personal	3	4,638
Total Exempt	0	0

TIF Increment Value

Net Assessed 4,638

Net Assessed Under Protest

Public Service	Count	Value
Total PS Value	2	39,833

TIF Increment Value

Net Assessed 39,833

District Totals

Total Gross Value	187,420
Homestead Loss	13,000
Other Exemption Loss	6,116

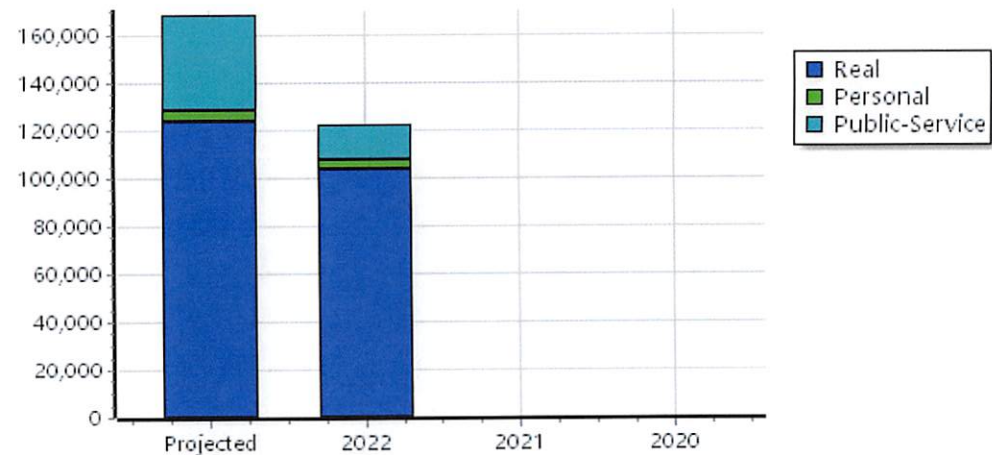
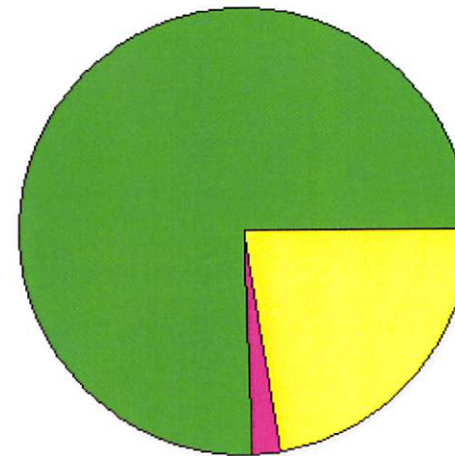
TIF Increment Value

Retained TIF Value

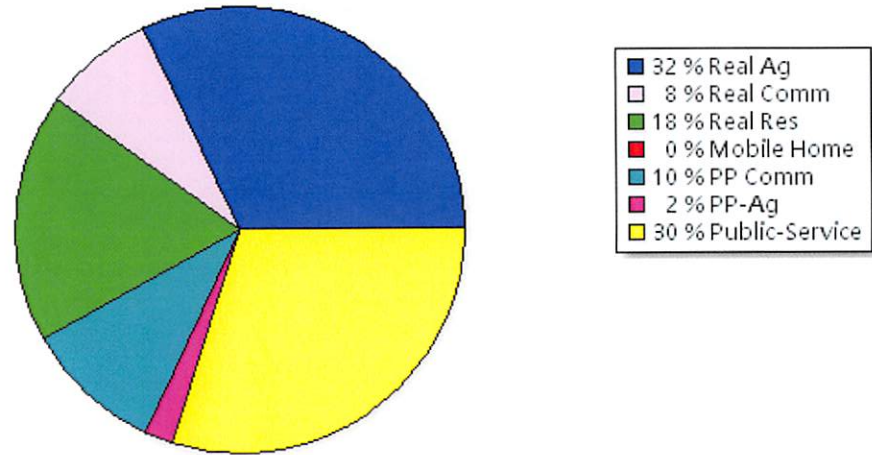
Net Assessed Value 168,304

Net Assessed Under Protest

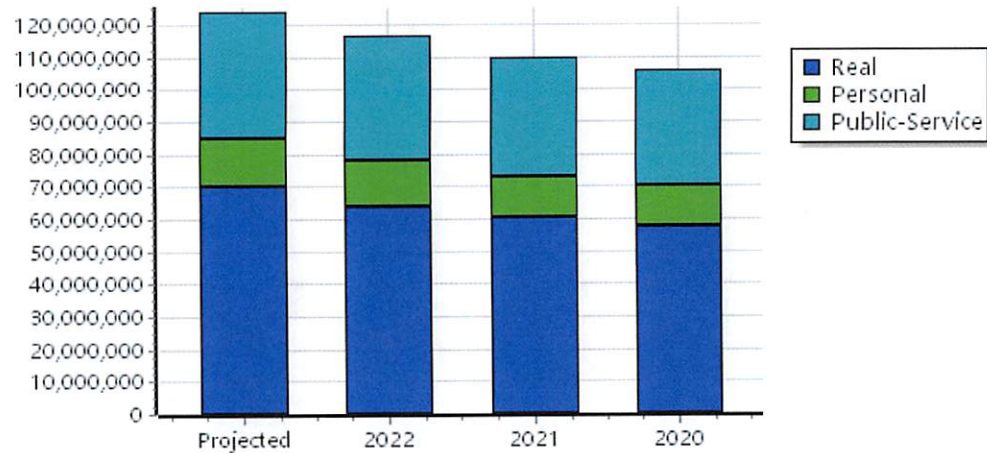
* Public Service Protests Values are not included on this report.



Real	Count	Value
Agricultural	7,674	40,041,337
Commercial	400	11,379,484
Residential	4,536	23,331,705
Total Real Value	12,610	74,752,526
Homestead	2,910	3,315,372
Veteran	121	1,324,833
Other	0	0
Total Exempt	3,466	4,640,205
TIF Increment Value		631,643
Net Assessed		69,480,678
Net Assessed Under Protest		
Senior Freeze	606	3,088,677
Capped Parcels	8,011	34,047,532



Personal	Count	Value
Agricultural	831	1,727,372
Commercial	470	12,121,228
Mobile Home	190	791,035
Total Personal	1,491	14,639,635
Total Exempt	1	2,000
TIF Increment Value		8,031
Net Assessed		14,629,604
Net Assessed Under Protest		
Public Service	Count	Value
Total PS Value	186	39,219,322
TIF Increment Value		0
Net Assessed		39,219,322


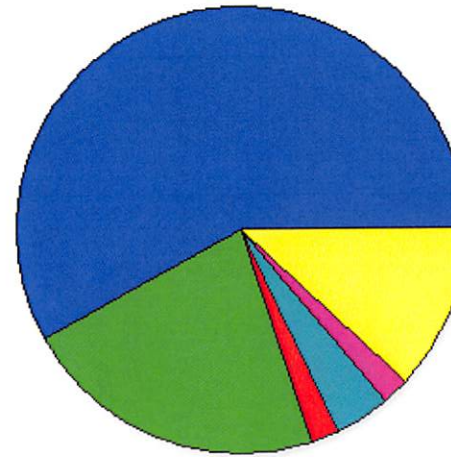


District Totals	
Total Gross Value	128,611,483
Homestead Loss	3,315,372
Other Exemption Loss	1,326,833
TIF Increment Value	639,674
Retained TIF Value	
Net Assessed Value	123,329,604
Net Assessed Under Protest	

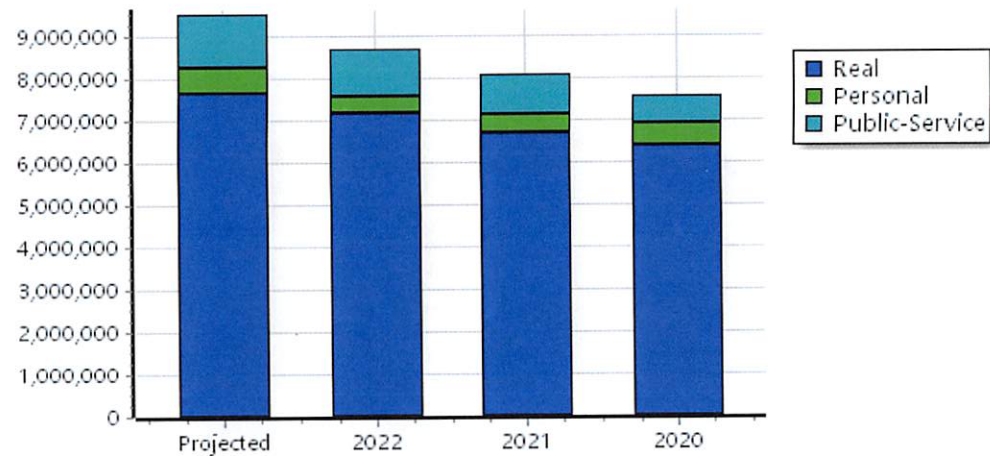
TIF Project Summary						
Code	Description	Expires	Base Value	Increment Value	Retained Inc	Total Value
1	201 Downtown TIF	2046	737,155	639,674		1,376,829
Total TIF Valuation :			737,155	639,674	0	1,376,829

* Public Service Protests Values are not included on this report.

Real	Count	Value
Agricultural	928	5,931,527
Commercial	3	84,200
Residential	341	2,190,512
Total Real Value	1,272	8,206,239
Homestead	392	432,867
Veteran	14	118,060
Other	0	0
Total Exempt	448	550,927
TIF Increment Value		
Net Assessed		7,655,312
Net Assessed Under Protest		
Senior Freeze	70	285,231
Capped Parcels	702	2,113,443



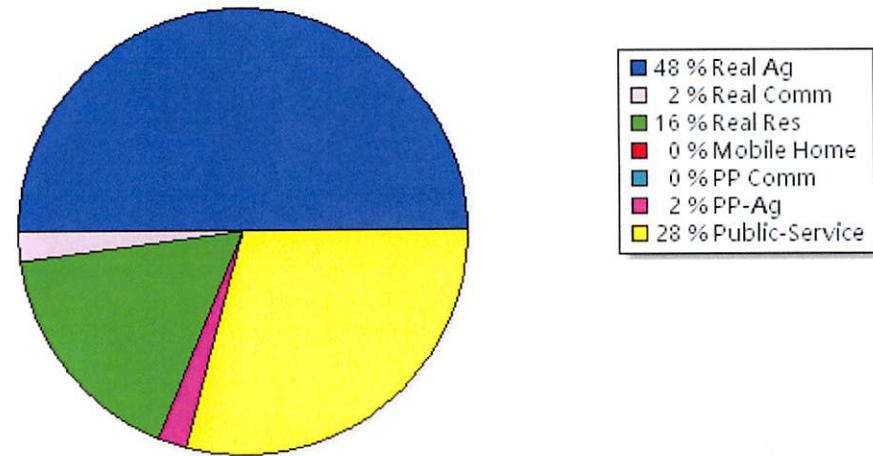
Personal	Count	Value
Agricultural	111	148,363
Commercial	13	315,362
Mobile Home	32	171,288
Total Personal	156	635,013
Total Exempt	0	0
TIF Increment Value		
Net Assessed		635,013
Net Assessed Under Protest		
Public Service		
Total PS Value	10	1,249,109
TIF Increment Value		
Net Assessed		1,249,109



District Totals	
Total Gross Value	10,090,361
Homestead Loss	432,867
Other Exemption Loss	118,060
TIF Increment Value	
Retained TIF Value	
Net Assessed Value	9,539,434
Net Assessed Under Protest	

* Public Service Protests Values are not included on this report.

Real	Count	Value
Agricultural	1,492	7,068,038
Commercial	13	326,270
Residential	447	2,441,070
Total Real Value	1,952	9,835,378
Homestead	487	561,089
Veteran	27	286,784
Other	0	0
Total Exempt	594	847,873



TIF Increment Value

Net Assessed 8,987,505

Net Assessed Under Protest

Senior Freeze	111	357,064
Capped Parcels	739	1,191,220

Personal	Count	Value
Agricultural	176	279,761
Commercial	36	142,288
Mobile Home	36	101,600
Total Personal	248	523,649
Total Exempt	0	0

TIF Increment Value

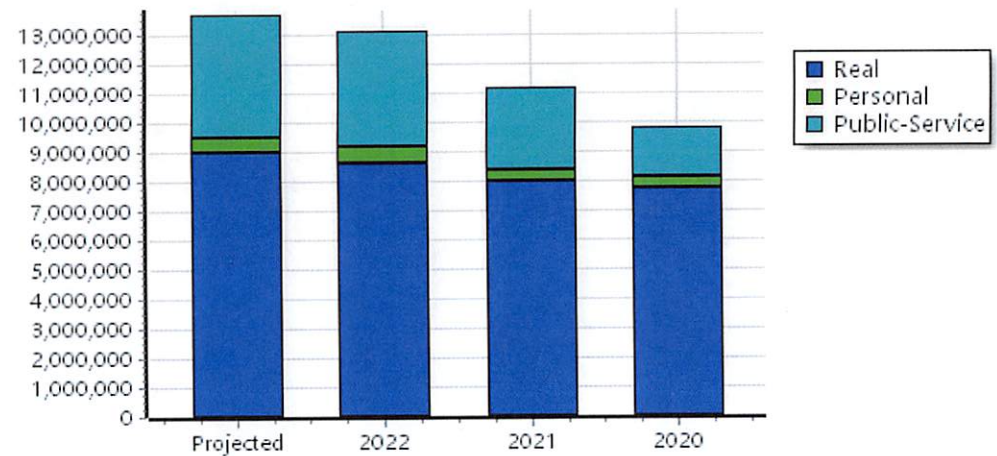
Net Assessed 523,649

Net Assessed Under Protest

Public Service	Count	Value
Total PS Value	13	4,177,233

TIF Increment Value

Net Assessed 4,177,233



District Totals

Total Gross Value	14,536,260
Homestead Loss	561,089
Other Exemption Loss	286,784

TIF Increment Value


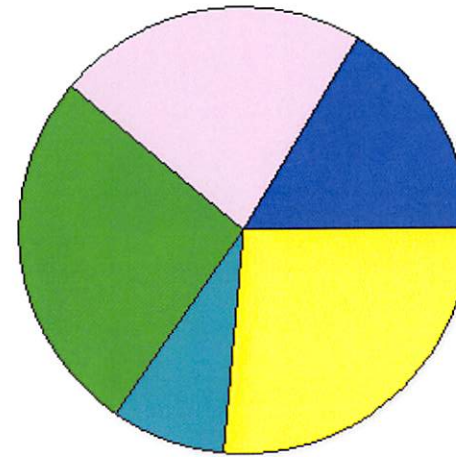
Retained TIF Value

Net Assessed Value 13,688,387

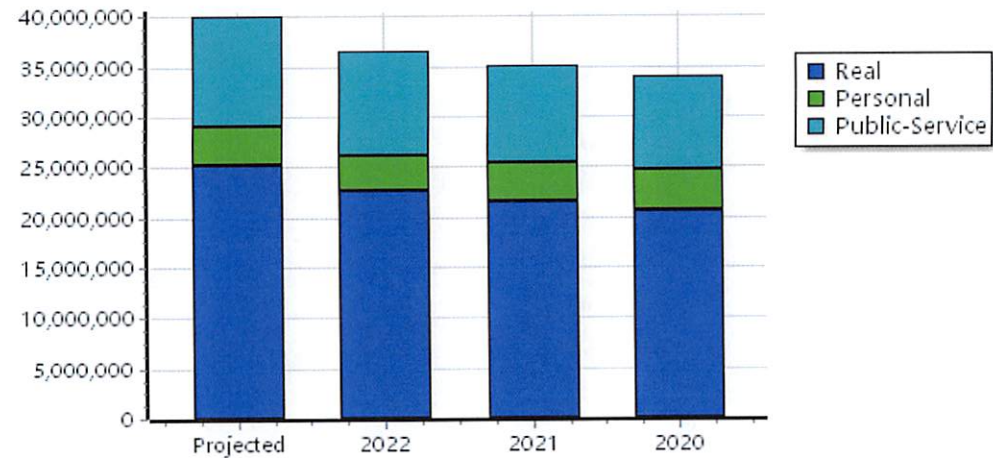
Net Assessed Under Protest

* Public Service Protests Values are not included on this report.

Real	Count	Value
Agricultural	1,000	6,244,489
Commercial	291	9,306,631
Residential	2,048	10,813,491
Total Real Value	3,339	26,364,611
Homestead	762	882,995
Veteran	25	335,040
Other	0	0
Total Exempt	919	1,218,035
TIF Increment Value		631,643
Net Assessed		24,514,933
Net Assessed Under Protest		
Senior Freeze	181	892,451
Capped Parcels	2,520	16,742,930



Personal	Count	Value
Agricultural	150	305,065
Commercial	263	3,520,403
Mobile Home	15	38,823
Total Personal	428	3,864,291
Total Exempt	0	0
TIF Increment Value		8,031
Net Assessed		3,856,260
Net Assessed Under Protest		
Public Service	Count	Value
Total PS Value	41	11,031,155
TIF Increment Value		0
Net Assessed		11,031,155



District Totals	
Total Gross Value	41,260,057
Homestead Loss	882,995
Other Exemption Loss	335,040
TIF Increment Value	639,674
Retained TIF Value	
Net Assessed Value	39,402,348
Net Assessed Under Protest	

* Public Service Protests Values are not included on this report.

TIF Project Summary						
Code	Description	Expires	Base Value	Increment Value	Retained Inc	Total Value
1	201 Downtown TIF	2046	737,155	639,674		1,376,829
Total TIF Valuation :			737,155	639,674	0	1,376,829

Real	Count	Value
Agricultural	674	4,883,955
Commercial	41	972,214
Residential	424	2,728,014
Total Real Value	1,139	8,584,183
Homestead	348	403,379
Veteran	16	186,665
Other	0	0
Total Exempt	422	590,044

TIF Increment Value

Net Assessed 7,994,139

Net Assessed Under Protest

Senior Freeze	76	482,139
Capped Parcels	865	3,999,516

Personal	Count	Value
Agricultural	91	145,745
Commercial	43	998,050
Mobile Home	41	174,607
Total Personal	175	1,318,402
Total Exempt	1	2,000

TIF Increment Value

Net Assessed 1,316,402

Net Assessed Under Protest

Public Service	Count	Value
Total PS Value	17	7,781,304

TIF Increment Value

Net Assessed 7,781,304

District Totals

Total Gross Value	17,683,889
Homestead Loss	403,379
Other Exemption Loss	188,665

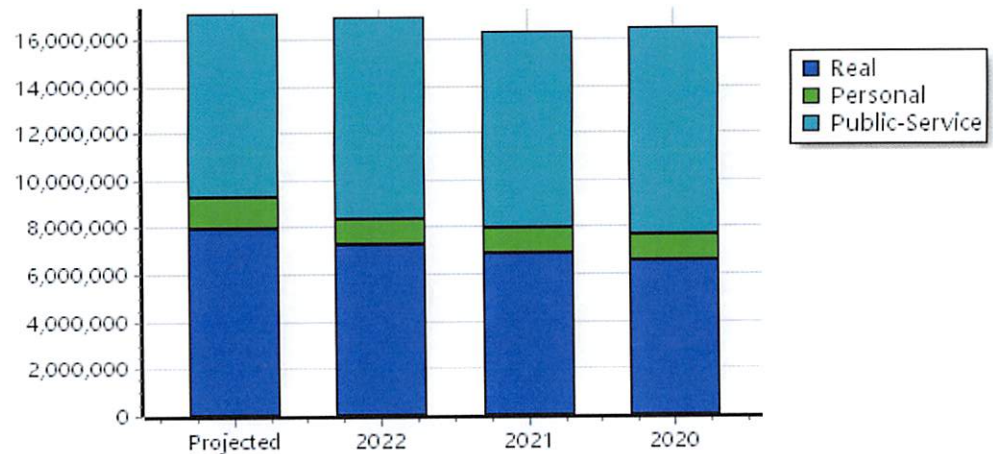
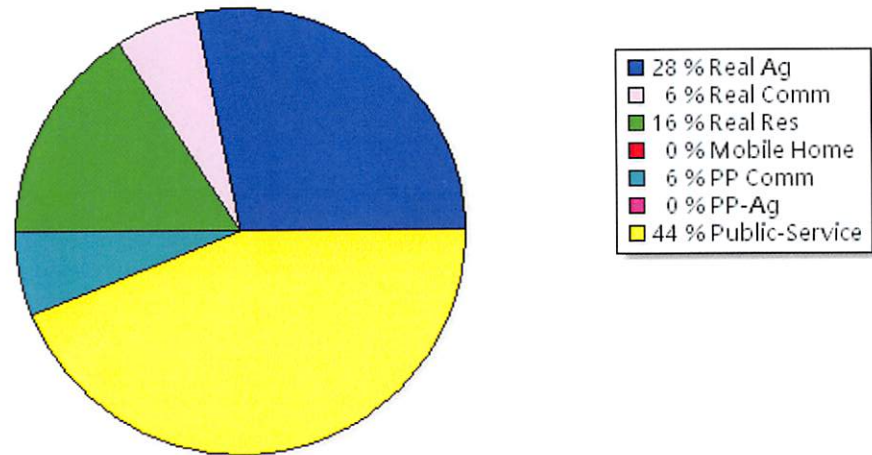
TIF Increment Value

Retained TIF Value

Net Assessed Value 17,091,845

Net Assessed Under Protest

* Public Service Protests Values are not included on this report.



Real	Count	Value
Agricultural	866	6,165,926
Commercial	20	263,454
Residential	362	2,393,101
Total Real Value	1,248	8,822,481
Homestead	395	444,030
Veteran	17	126,692
Other	0	0
Total Exempt	463	570,722

TIF Increment Value

Net Assessed 8,251,759

Net Assessed Under Protest

Senior Freeze	71	524,765
Capped Parcels	908	3,809,139

Personal	Count	Value
Agricultural	111	154,329
Commercial	39	153,802
Mobile Home	27	110,418
Total Personal	177	418,549
Total Exempt	0	0

TIF Increment Value

Net Assessed 418,549

Net Assessed Under Protest

Public Service	Count	Value
Total PS Value	20	5,578,419
TIF Increment Value		
Net Assessed		5,578,419

District Totals

Total Gross Value	14,819,449
Homestead Loss	444,030
Other Exemption Loss	126,692

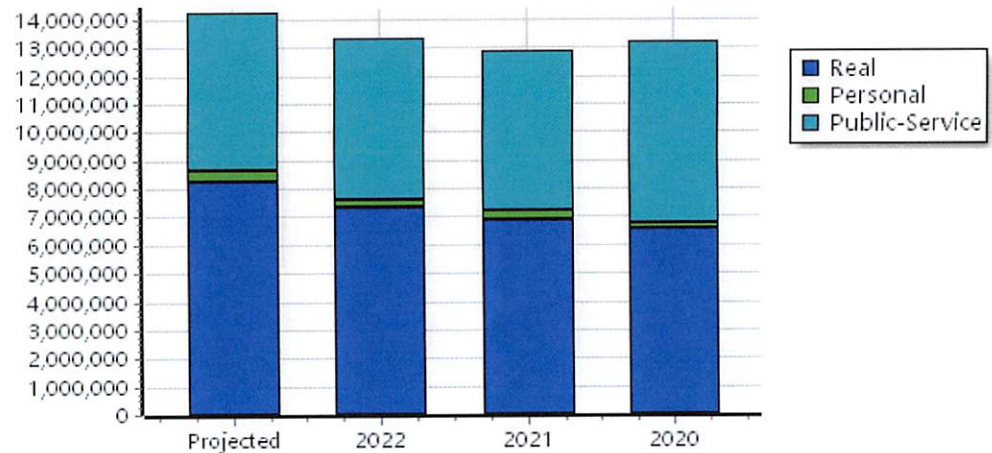
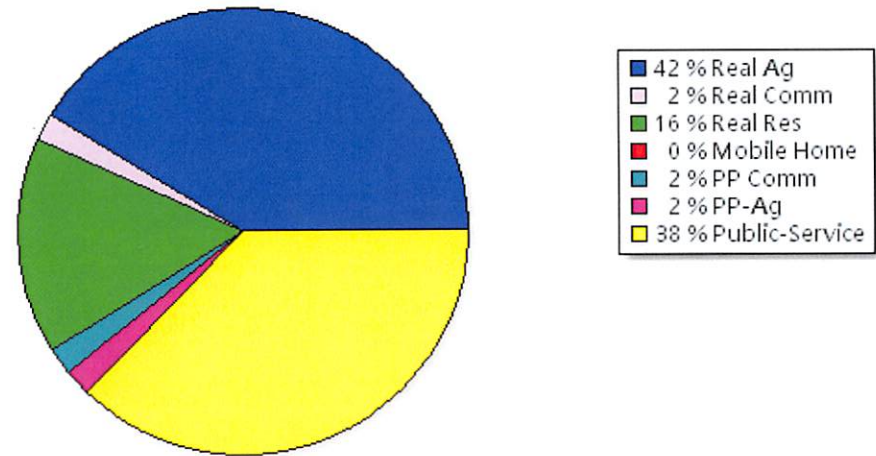
TIF Increment Value

Retained TIF Value

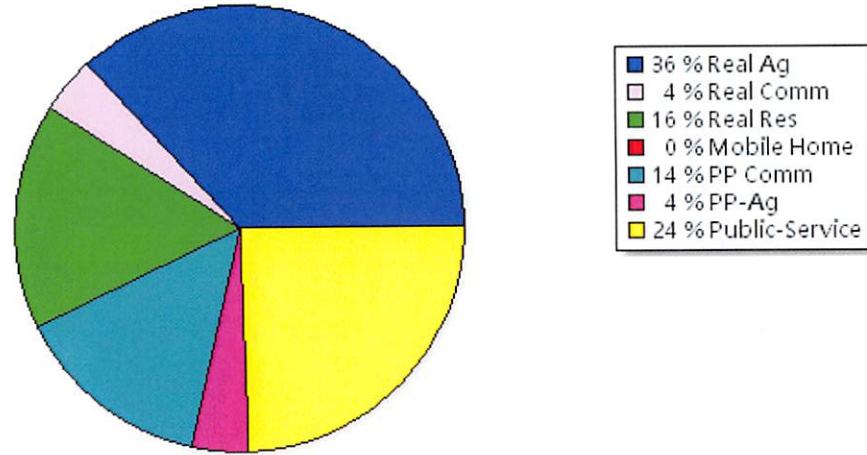
Net Assessed Value 14,248,727

Net Assessed Under Protest

* Public Service Protests Values are not included on this report.



Real	Count	Value
Agricultural	1,076	3,549,338
Commercial	20	299,967
Residential	628	1,594,971
Total Real Value	1,724	5,444,276
Homestead	235	263,673
Veteran	10	102,518
Other	0	0
Total Exempt	278	366,191



TIF Increment Value

Net Assessed 5,078,085

Net Assessed Under Protest

Senior Freeze	43	170,648
Capped Parcels	1,030	3,176,636

Personal	Count	Value
Agricultural	73	456,637
Commercial	31	1,423,455
Mobile Home	17	63,944
Total Personal	121	1,944,036
Total Exempt	0	0

TIF Increment Value

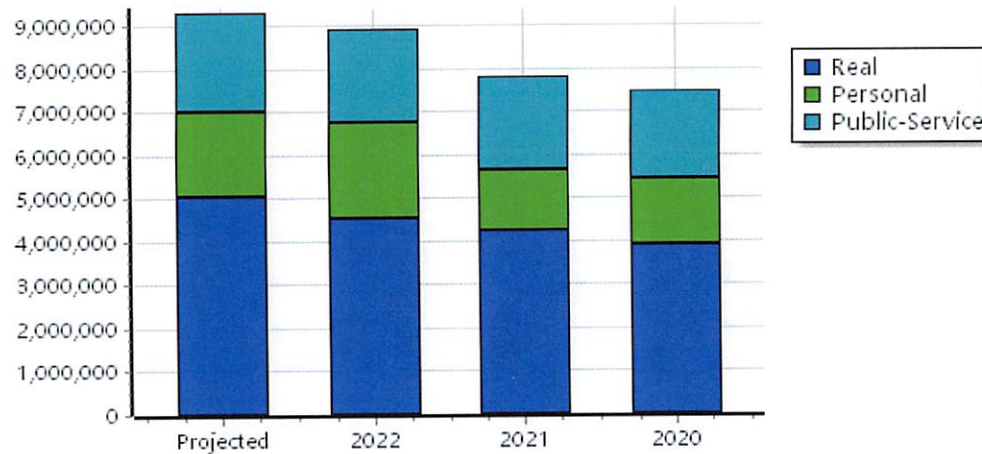
Net Assessed 1,944,036

Net Assessed Under Protest

Public Service	Count	Value
Total PS Value	33	2,284,228

TIF Increment Value

Net Assessed 2,284,228



District Totals

Total Gross Value	9,672,540
Homestead Loss	263,673
Other Exemption Loss	102,518

TIF Increment Value

Retained TIF Value

Net Assessed Value 9,306,349

Net Assessed Under Protest

* Public Service Protests Values are not included on this report.

Real	Count	Value
Agricultural	108	236,359
Commercial	0	0
Residential	28	118,411
Total Real Value	136	354,770
Homestead	20	23,000
Veteran	2	11,773
Other	0	0
Total Exempt	25	34,773

TIF Increment Value

Net Assessed 319,997

Net Assessed Under Protest

Senior Freeze	4	18,526
Capped Parcels	67	131,237

Personal	Count	Value
Agricultural	8	6,075
Commercial	0	0
Mobile Home	1	4,062
Total Personal	9	10,137
Total Exempt	0	0

TIF Increment Value

Net Assessed 10,137

Net Assessed Under Protest

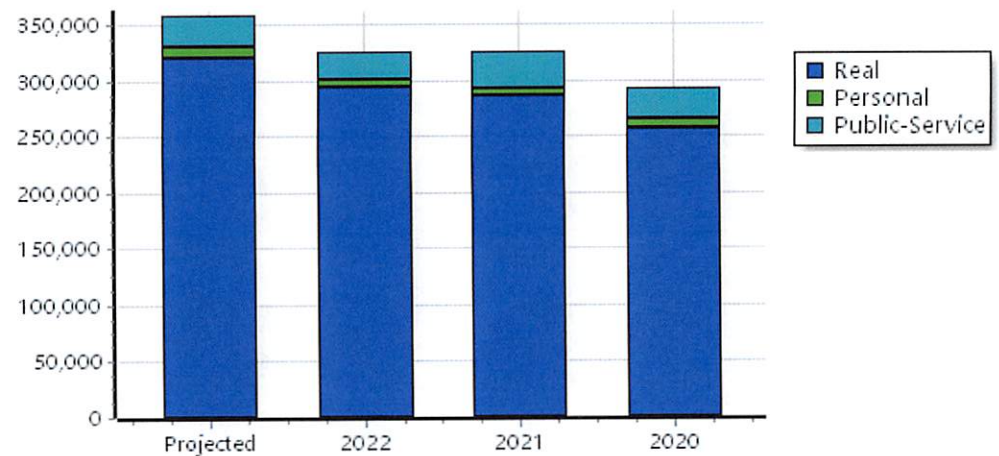
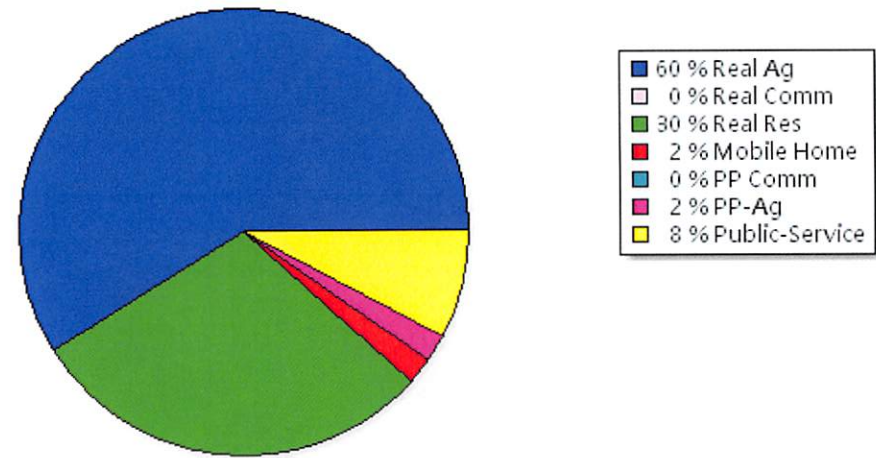
Public Service	Count	Value
Total PS Value	4	28,317

TIF Increment Value

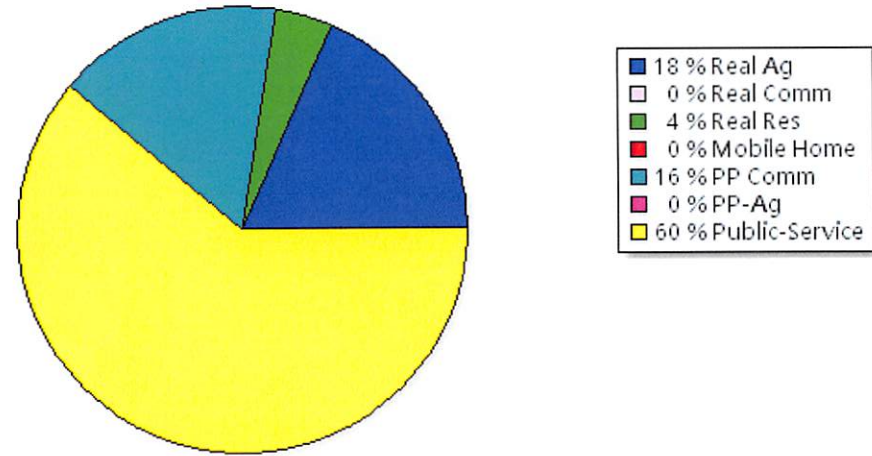
Net Assessed 28,317

District Totals	
Total Gross Value	393,224
Homestead Loss	23,000
Other Exemption Loss	11,773
TIF Increment Value	
Retained TIF Value	
Net Assessed Value	358,451
Net Assessed Under Protest	

* Public Service Protests Values are not included on this report.



Real	Count	Value
Agricultural	645	1,850,843
Commercial	3	53,888
Residential	115	406,784
Total Real Value	763	2,311,515
Homestead	79	88,524
Veteran	5	86,635
Other	0	0
Total Exempt	94	175,159



TIF Increment Value

Net Assessed 2,136,356

Net Assessed Under Protest

Senior Freeze	14	70,442
Capped Parcels	482	837,795

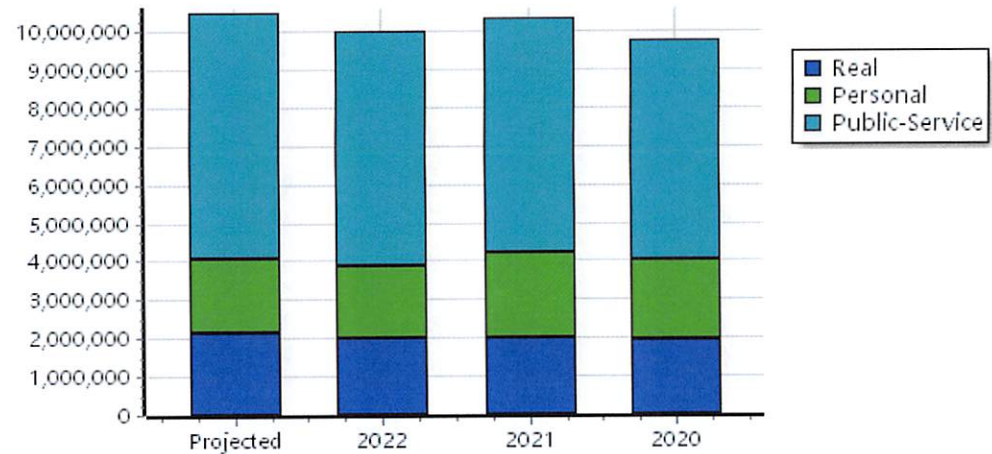
Personal	Count	Value
Agricultural	32	73,392
Commercial	24	1,774,473
Mobile Home	9	62,933
Total Personal	65	1,910,798
Total Exempt	0	0

TIF Increment Value

Net Assessed 1,910,798

Net Assessed Under Protest

Public Service	Count	Value
Total PS Value	21	6,435,737
TIF Increment Value		
Net Assessed		6,435,737



District Totals

Total Gross Value	10,658,050
Homestead Loss	88,524
Other Exemption Loss	86,635
TIF Increment Value	
Retained TIF Value	
Net Assessed Value	10,482,891

Net Assessed Under Protest

* Public Service Protests Values are not included on this report.

Real	Count	Value
Agricultural	12	20,706
Commercial	0	0
Residential	1	300
Total Real Value	13	21,006
Homestead	0	0
Veteran	0	0
Other	0	0
Total Exempt	0	0

TIF Increment Value

Net Assessed 21,006

Net Assessed Under Protest

Senior Freeze	0	0
Capped Parcels	1	68

Personal	Count	Value
Agricultural	0	0
Commercial	0	0
Mobile Home	0	0
Total Personal	0	0
Total Exempt	0	0

TIF Increment Value

Net Assessed 0

Net Assessed Under Protest

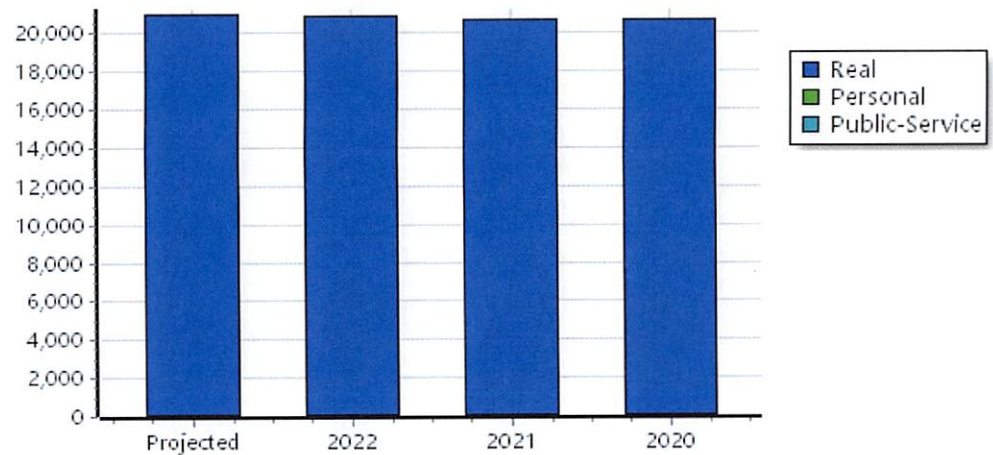

Public Service	Count	Value
Total PS Value	0	0

TIF Increment Value

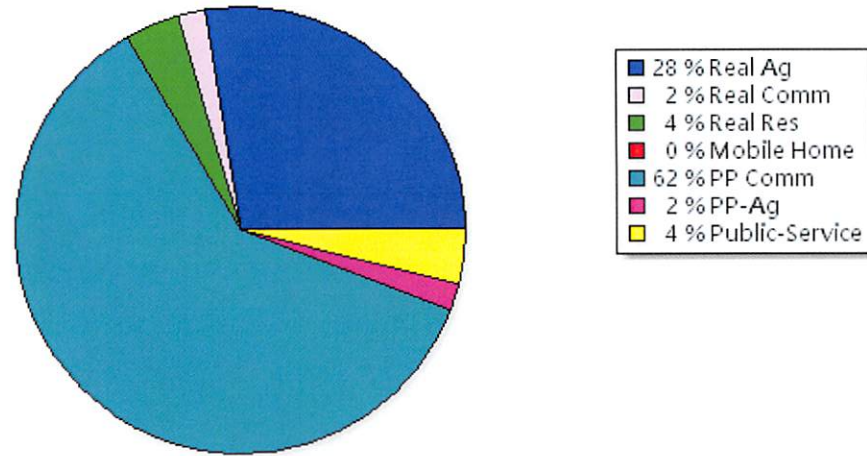
Net Assessed 0

District Totals	
Total Gross Value	21,006
Homestead Loss	0
Other Exemption Loss	0
TIF Increment Value	
Retained TIF Value	
Net Assessed Value	21,006
Net Assessed Under Protest	

* Public Service Protests Values are not included on this report.



Real	Count	Value
Agricultural	295	1,461,141
Commercial	8	71,522
Residential	37	159,211
Total Real Value	340	1,691,874
Homestead	61	71,000
Veteran	1	13,839
Other	0	0
Total Exempt	72	84,839



TIF Increment Value

Net Assessed 1,607,035

Net Assessed Under Protest

Senior Freeze	14	150,774
Capped Parcels	226	875,160

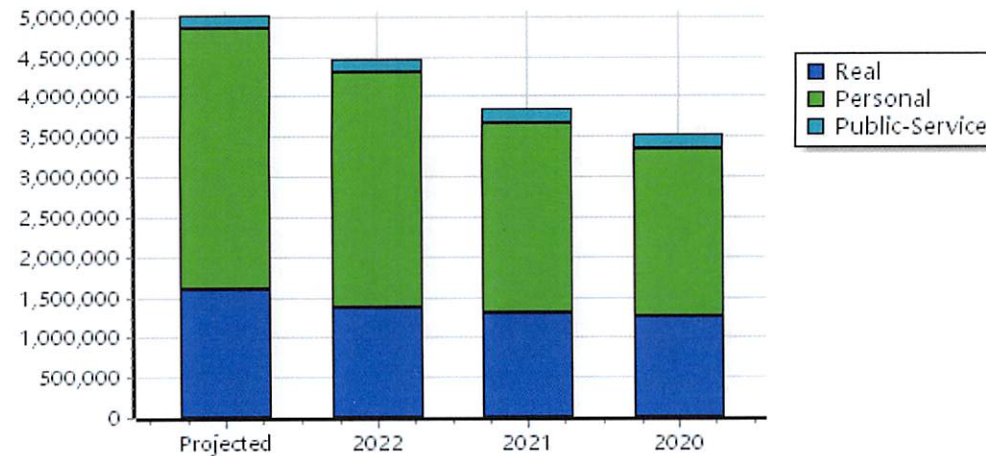
Personal	Count	Value
Agricultural	34	66,113
Commercial	4	3,168,594
Mobile Home	4	14,094
Total Personal	42	3,248,801
Total Exempt	0	0

TIF Increment Value

Net Assessed 3,248,801

Net Assessed Under Protest

Public Service	Count	Value
Total PS Value	6	160,424
TIF Increment Value		
Net Assessed		160,424



District Totals

Total Gross Value	5,101,099
Homestead Loss	71,000
Other Exemption Loss	13,839

TIF Increment Value

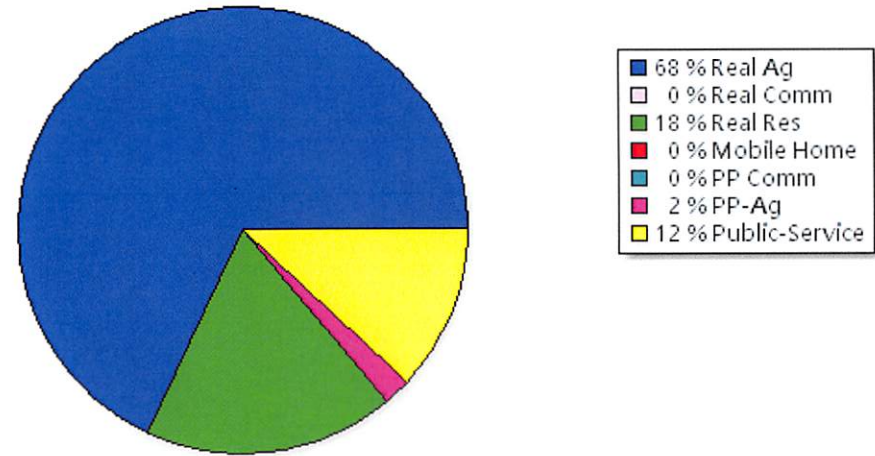
Retained TIF Value

Net Assessed Value 5,016,260

Net Assessed Under Protest

* Public Service Protests Values are not included on this report.

Real	Count	Value
Agricultural	289	1,207,754
Commercial	0	0
Residential	49	321,550
Total Real Value	338	1,529,304
Homestead	79	85,815
Veteran	2	29,198
Other	0	0
Total Exempt	90	115,013



TIF Increment Value

Net Assessed 1,414,291

Net Assessed Under Protest

Senior Freeze	14	89,466
Capped Parcels	237	477,221

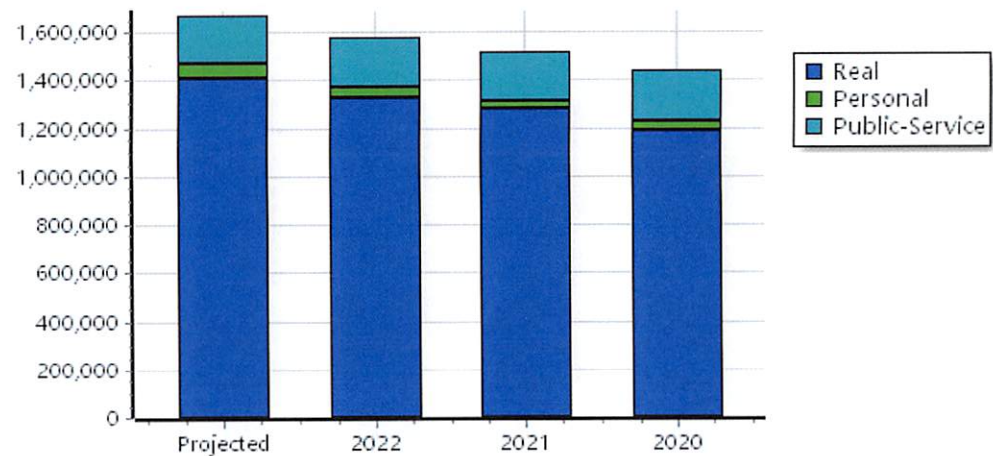
Personal	Count	Value
Agricultural	22	40,635
Commercial	5	5,432
Mobile Home	2	10,826
Total Personal	29	56,893
Total Exempt	0	0

TIF Increment Value

Net Assessed 56,893

Net Assessed Under Protest

Public Service	Count	Value
Total PS Value	6	199,310
TIF Increment Value		
Net Assessed		199,310



District Totals

Total Gross Value	1,785,507
Homestead Loss	85,815
Other Exemption Loss	29,198

TIF Increment Value

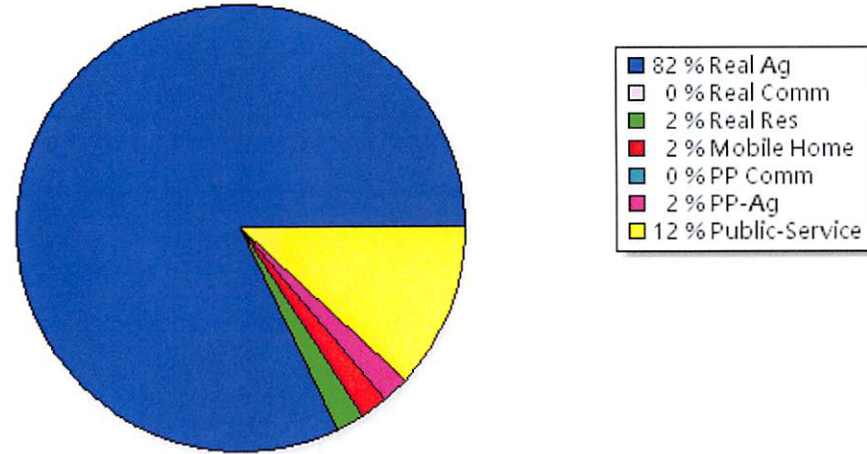
Retained TIF Value

Net Assessed Value 1,670,494

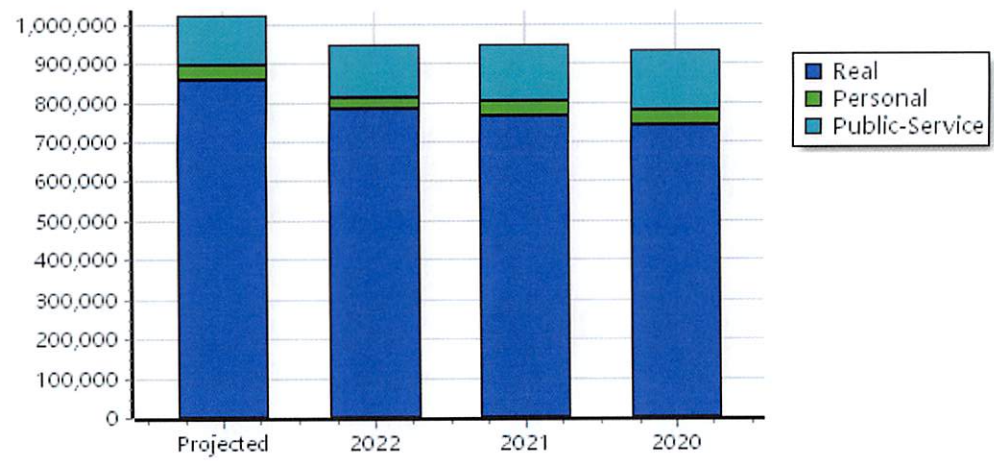
Net Assessed Under Protest

* Public Service Protests Values are not included on this report.

Real	Count	Value
Agricultural	173	889,871
Commercial	0	0
Residential	9	25,911
Total Real Value	182	915,782
Homestead	32	36,000
Veteran	1	19,956
Other	0	0
Total Exempt	37	55,956
TIF Increment Value		
Net Assessed		859,826
Net Assessed Under Protest		
Senior Freeze	6	36,932
Capped Parcels	124	493,289



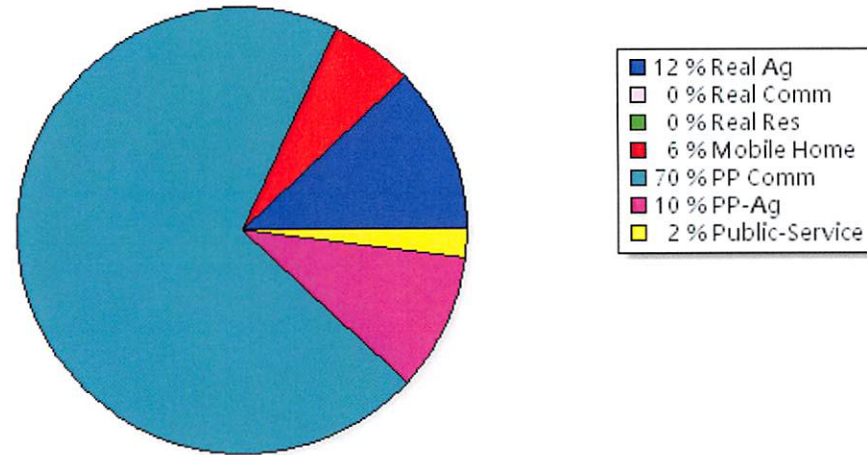
Personal	Count	Value
Agricultural	11	13,501
Commercial	2	3,742
Mobile Home	3	20,820
Total Personal	16	38,063
Total Exempt	0	0
TIF Increment Value		
Net Assessed		38,063
Net Assessed Under Protest		
Public Service	Count	Value
Total PS Value	5	124,247
TIF Increment Value		
Net Assessed		124,247



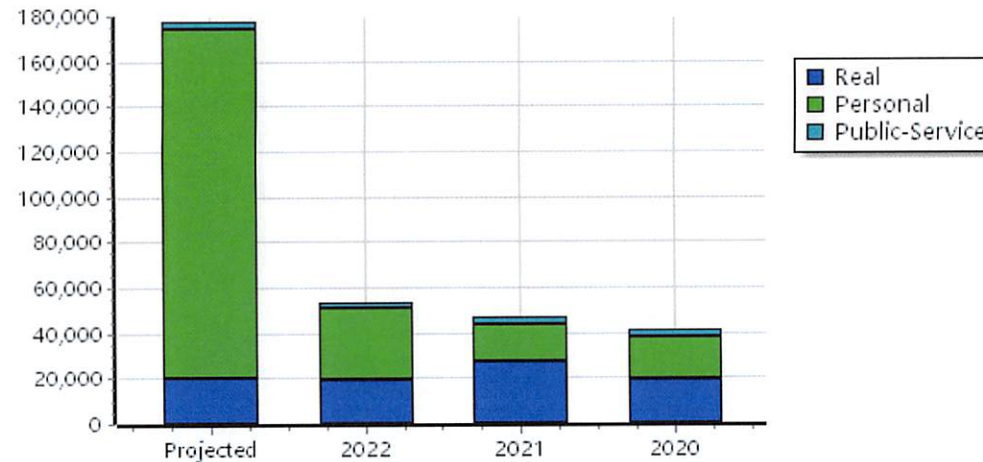
District Totals	
Total Gross Value	1,078,092
Homestead Loss	36,000
Other Exemption Loss	19,956
TIF Increment Value	
Retained TIF Value	
Net Assessed Value	1,022,136
Net Assessed Under Protest	

* Public Service Protests Values are not included on this report.

Real	Count	Value
Agricultural	13	20,514
Commercial	0	0
Residential	2	863
Total Real Value	15	21,377
Homestead	1	1,000
Veteran	0	0
Other	0	0
Total Exempt	1	1,000
TIF Increment Value		
Net Assessed		20,377
Net Assessed Under Protest		
Senior Freeze	0	0
Capped Parcels	8	9,792



Personal	Count	Value
Agricultural	3	19,379
Commercial	2	124,901
Mobile Home	1	9,574
Total Personal	6	153,854
Total Exempt	0	0
TIF Increment Value		
Net Assessed		153,854
Net Assessed Under Protest		


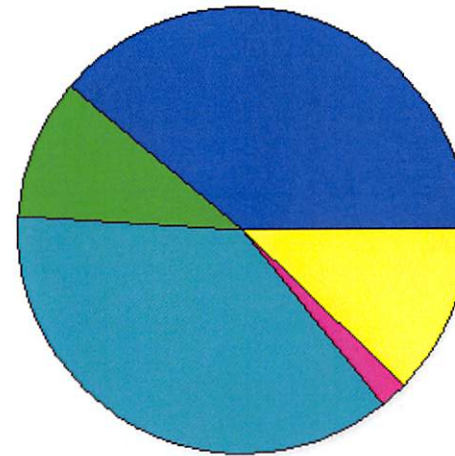


Public Service	Count	Value
Total PS Value	2	3,372
TIF Increment Value		
Net Assessed		3,372

District Totals	
Total Gross Value	178,603
Homestead Loss	1,000
Other Exemption Loss	0
TIF Increment Value	
Retained TIF Value	
Net Assessed Value	177,603
Net Assessed Under Protest	

* Public Service Protests Values are not included on this report.

Real	Count	Value
Agricultural	103	510,876
Commercial	1	1,338
Residential	45	137,516
Total Real Value	149	649,730
Homestead	19	22,000
Veteran	1	7,673
Other	0	0
Total Exempt	23	29,673

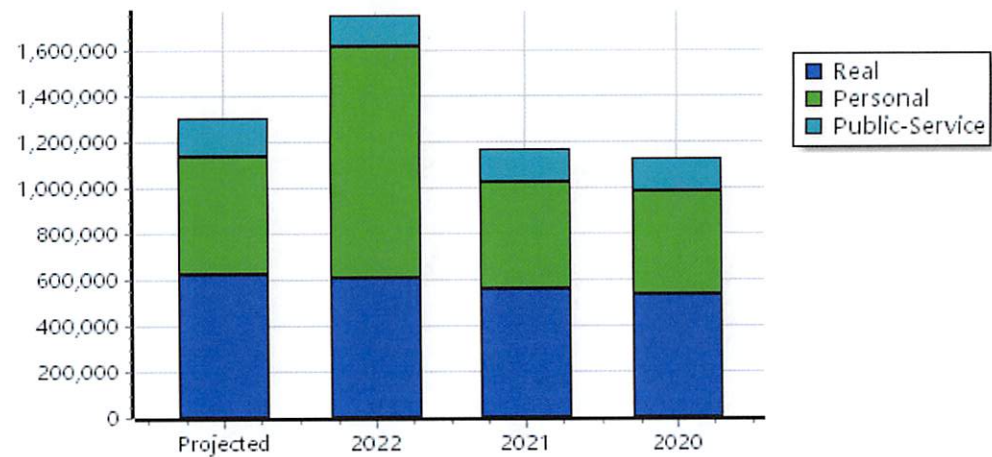


TIF Increment Value	
Net Assessed	620,057
Net Assessed Under Protest	
Senior Freeze	2 10,239
Capped Parcels	102 190,086

Personal	Count	Value
Agricultural	9	18,377
Commercial	8	490,726
Mobile Home	2	8,046
Total Personal	19	517,149
Total Exempt	0	0

TIF Increment Value	
Net Assessed	517,149
Net Assessed Under Protest	


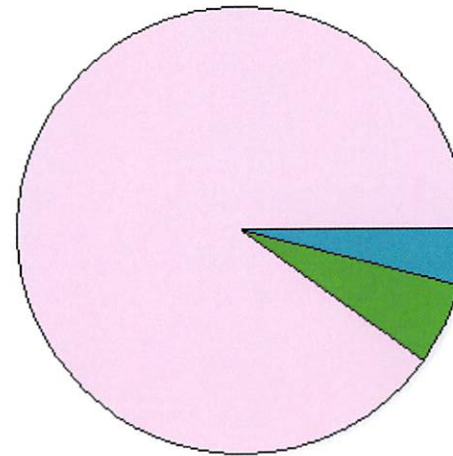
Public Service	Count	Value
Total PS Value	8	166,467
TIF Increment Value		
Net Assessed		166,467



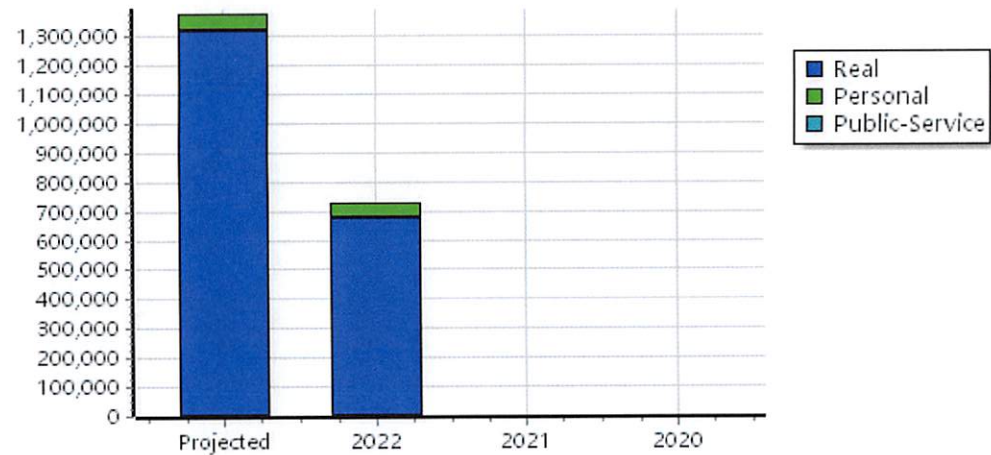
District Totals	
Total Gross Value	1,333,346
Homestead Loss	22,000
Other Exemption Loss	7,673
TIF Increment Value	
Retained TIF Value	
Net Assessed Value	1,303,673
Net Assessed Under Protest	

* Public Service Protests Values are not included on this report.

Real	Count	Value
Agricultural	0	0
Commercial	74	1,228,164
Residential	27	92,382
Total Real Value	101	1,320,546
Homestead	3	3,000
Veteran	0	0
Other	0	0
Total Exempt	3	3,000
TIF Base/Retained Value		685,903
Net Assessed		631,643
Net Assessed Under Protest		
Senior Freeze	0	0
Capped Parcels	116	1,433,631



Personal	Count	Value
Agricultural	1	9,878
Commercial	17	49,405
Mobile Home	0	0
Total Personal	18	59,283
Total Exempt	0	0
TIF Base/Retained Value		51,252
Net Assessed		8,031
Net Assessed Under Protest		
Public Service	Count	Value
Total PS Value	0	0
TIF Base/Retained Value		
Net Assessed		0

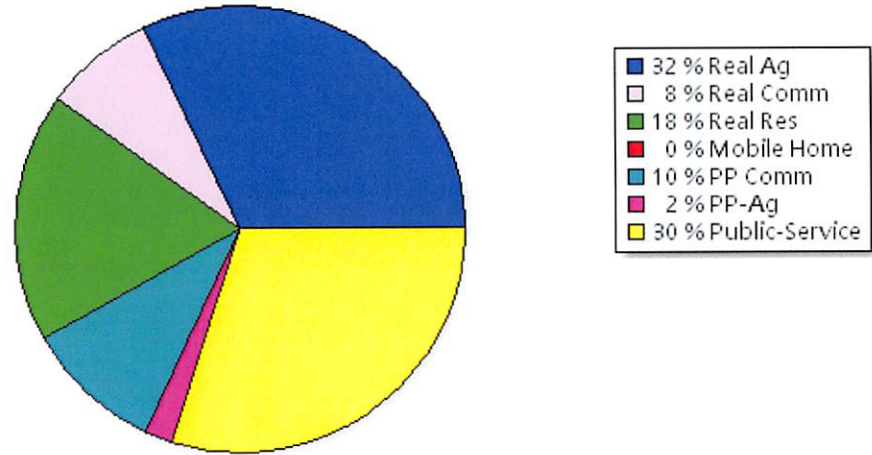


District Totals	
Total Gross Value	1,379,829
Homestead Loss	3,000
Other Exemption Loss	0
TIF Base Value	737,155
Base Retained Value	
Net Assessed Value	639,674
Net Assessed Under Protest	

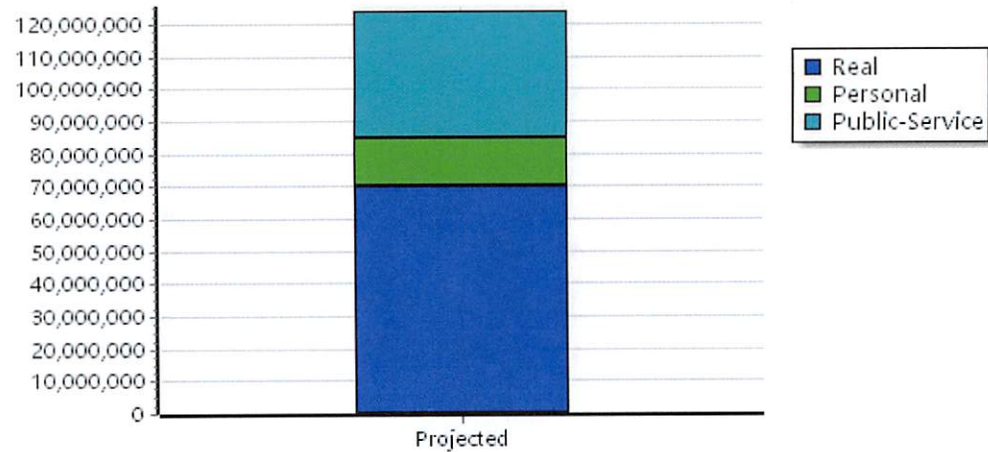
TIF Project Summary						
Code	Description	Expires	Base Value	Increment Value	Retained Inc	Total Value
1	201 Downtown TIF	2046	737,155	639,674		1,376,829
Total TIF Valuation :			737,155	639,674	0	1,376,829

* Public Service Protests Values are not included on this report.

Real	Count	Value
Agricultural	7,674	40,041,337
Commercial	400	11,379,484
Residential	4,536	23,331,705
Total Real Value	12,610	74,752,526
Homestead	2,910	3,315,372
Veteran	121	1,324,833
Other	0	0
Total Exempt	3,466	4,640,205
TIF Increment Value		631,643
Net Assessed		69,480,678
Net Assessed Under Protest		
Senior Freeze	606	3,088,677
Capped Parcels	8,011	34,047,532



Personal	Count	Value
Agricultural	831	1,727,372
Commercial	470	12,121,228
Mobile Home	190	791,035
Total Personal	1,491	14,639,635
Total Exempt	1	2,000
TIF Increment Value		8,031
Net Assessed		14,629,604
Net Assessed Under Protest		
Public Service	Count	Value
Total PS Value	186	39,219,322
TIF Increment Value		0
Net Assessed		39,219,322



District Totals	
Total Gross Value	128,611,483
Homestead Loss	3,315,372
Other Exemption Loss	1,326,833
TIF Increment Value	639,674
Retained TIF Value	
Net Assessed Value	123,329,604
Net Assessed Under Protest	

TIF Project Summary						
Code	Description	Expires	Base Value	Increment Value	Retained Inc	Total Value
1	201 Downtown TIF	2046	737,155	639,674		1,376,829
Total TIF Valuation :			737,155	639,674	0	1,376,829

* Public Service Protests Values are not included on this report.